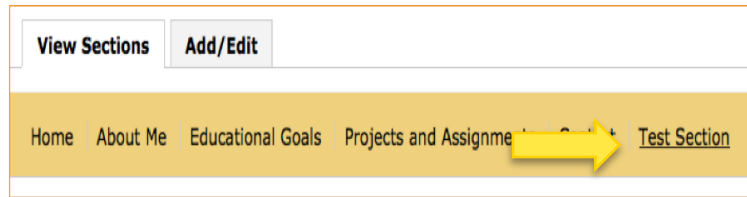


ADDING MODULES

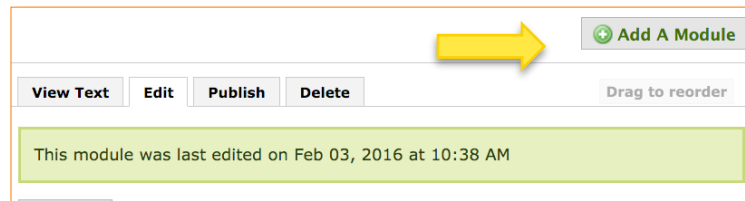
STEP 1

To add a **Module**, navigate to the **Section or Pages**, you wish to add a module.



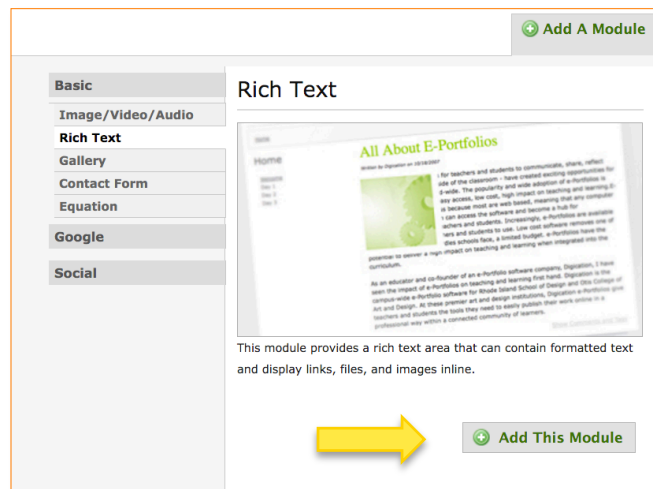
STEP 2

Click **Add Module**.



STEP 3

Select a module type from the list. Click **Add This Module**.



STEP 4

Confirm your **Module** was successfully created. You are now ready to add content.

