

Course Home

Description

The Home page serves as an introduction to the Course environment.

Purpose

Use the Home page to offer Announcements (using the Announcements tool), conduct searches for course content, and monitor the Footprint to see which Course members have visited.

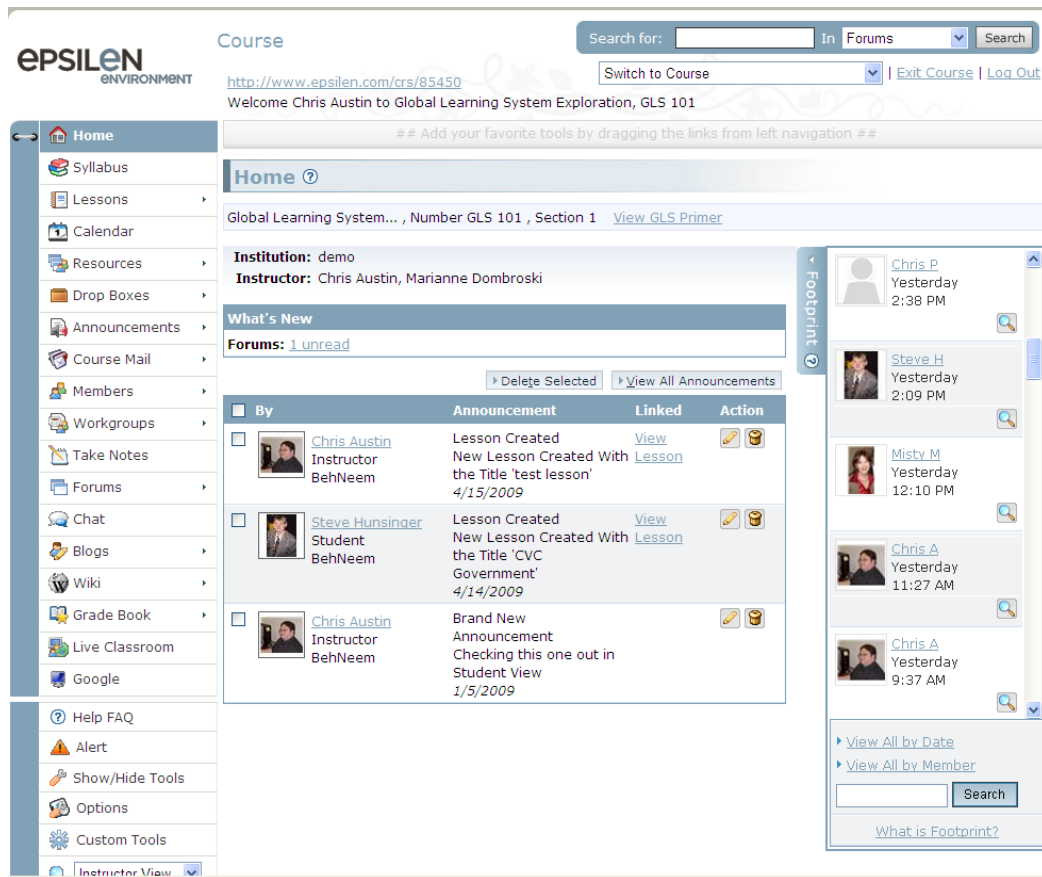


Figure 1

Definitions

Search For: Enter search terms in this field to search various areas of the Course.

Switch to Course: Use this drop-down menu to quickly navigate between your Courses.

View GLS Primer: Instructors and Administrators can click this link to refer to the intended purpose of the various tools.

What's New: The number of unreviewed Forum posts and Membership Requests is shown.

Searching

Use the upper-right-hand corner field to enter your desired search terms, and use the drop-down menu to select the intended area of the course (Figure 2). Click **Search** to get your results.

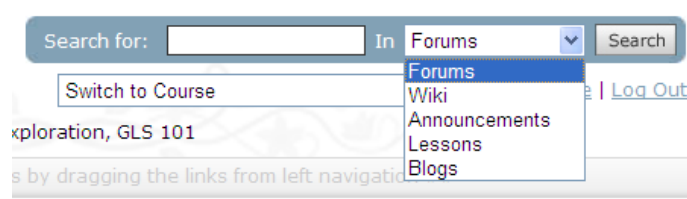


Figure 2

Switching Courses

Use the **Switch to Course** drop-down menu to see a list of your currently active courses (Figure 3). Click on a Course to refresh the page and go to the Course in question.

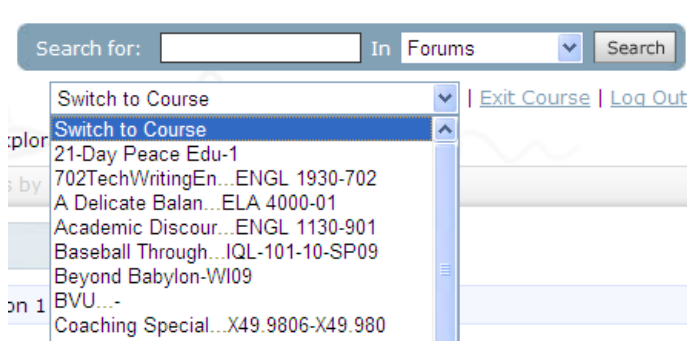


Figure 3

Footprint

The Footprint records each member’s time of entry into the course. When you enter, you have the option to enter a brief message and click Save Your Words (Figure 4) to display your message to the other members.

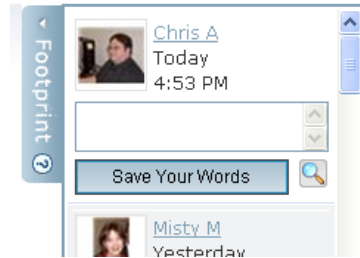




Figure 4

Instructors or Administrators have the ability to click **View By Date** or **View By Member** at the bottom of the Footprint. Clicking **View By Date** shows all entries in reverse chronological order (Figure 5). Click  to remove a member’s message, or click  to add a grade for the assignment of your choice.

Footprints By Date > Close Window			
All Footprints for this course as listed in order from newest to oldest.			
Member	Date	Message	Action
Steve Hunsinger Student BehNeem	8/8/2008 1:35 PM (GMT-05:00)		
Steve Hunsinger Student BehNeem	8/8/2008 1:27 PM (GMT-05:00)		
Emily Hunsinger Student demo	8/8/2008 12:13 PM (GMT-05:00)	Hi everybody. I'm excited to be here	
Chris Demo Student demo	8/8/2008 12:06 PM (GMT-05:00)		
Chris Professional Student demo	8/8/2008 11:57 AM (GMT-05:00)		
Steve Hunsinger Student BehNeem	8/8/2008 11:57 AM (GMT-05:00)	Message removed by Admin	
Chris Austin	8/8/2008		

Figure 5

Clicking **View By Member** shows each Course member and the Last Logged In date (Figure 6).
























Course Members » Close Window		
To view all Footprints for a member, select "Footprints".		
Member	Last Logged In	View FootPrints
 Chris Austin Instructor BehNeem	4/17/2009 12:09 PM (GMT-05:00)	
 J.C. Austin Student demo	4/17/2009 7:46 AM (GMT-05:00)	
 Chris Professional Student demo	4/17/2009 7:42 AM (GMT-05:00)	
 Steve Hunsinger Student BehNeem	4/16/2009 2:09 PM (GMT-05:00)	
 Misty McKee Student BehNeem	4/16/2009 12:10 PM (GMT-05:00)	
 Radhika Nachimuthu Student BehNeem	4/6/2009 2:38 PM (GMT-05:00)	

Figure 6

Clicking  for a member shows all of that member's footprints in reverse chronological order (Figure 7). You can click  to add a grade for the assignment of your choice.

Member Footprints » Close Window	
 Misty McKee Student demo	
Logged In: 4/16/2009 12:10:37 PM (GMT-05:00)	
Logged In: 4/13/2009 11:02:56 AM (GMT-05:00)	
Logged In: 4/11/2009 9:07:22 PM (GMT-05:00)	
Logged In: 4/10/2009 12:18:44 PM (GMT-05:00)	
Logged In: 4/9/2009 1:53:31 PM (GMT-05:00)	
Logged In: 4/6/2009 1:44:32 PM (GMT-05:00)	
Logged In: 4/3/2009 9:36:47 AM (GMT-05:00)	
Logged In: 3/31/2009 3:19:22 PM (GMT-05:00)	
Logged In: 3/30/2009 2:21:55 PM (GMT-05:00)	
Logged In: 3/30/2009 11:31:57 AM (GMT-05:00)	

Page of 4

Figure 7