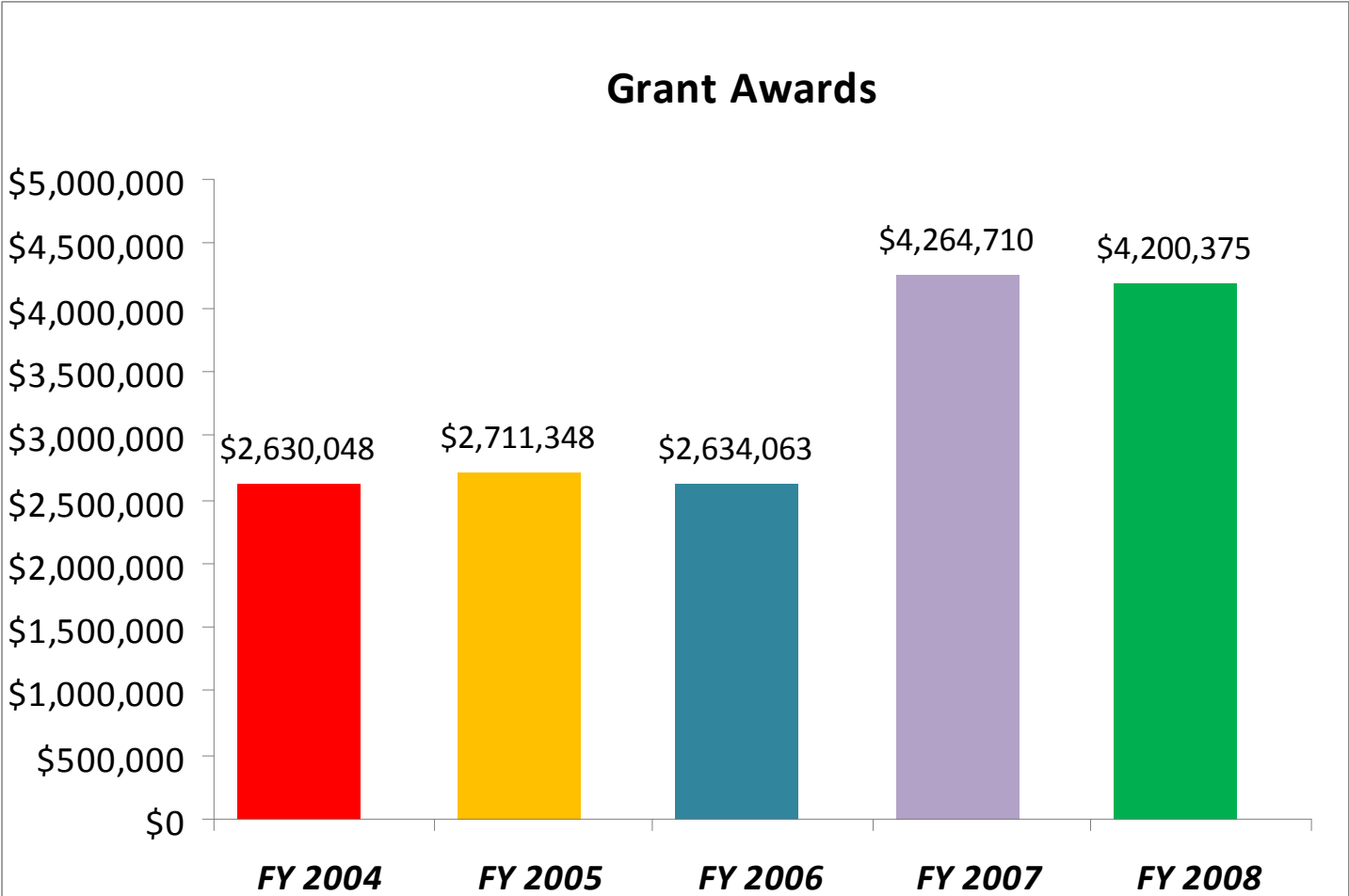


G. COLLEGE RESOURCES

- Sponsored Programs – Grant Awards
- Kurt R. Schmeller Library
- Continuing Education

Sponsored Programs

FY 2004 ~2008



Source: Sponsored Programs

Kurt R. Schmeller Library

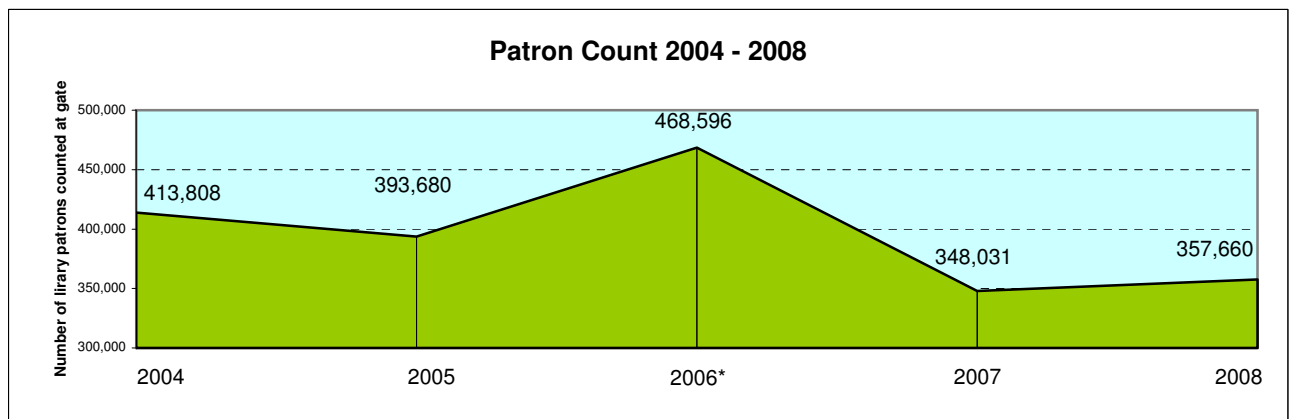
12/15/2008

Category	2007	2008	Change %
Book Volumes	151,733	*	
Circulation (Incl. Reserve Books)	39,103	48,956	25.20%
Laptop Circulation	18,869	14,444	-23.45%
Reference questions			
Student Workstations	105	105	0.00%
Library Instruction			
# of sessions	207	177	-14.49%
# of students	4,116	3,614	-12.20%
Interlibrary Loan (for faculty)			
Item received	744	501	-32.66%
Items loaned	366	256	-30.05%
CUNY Intra-library loan*			
Item received	202	304	50.50%
Items loaned	908	634	-30.18%
Periodicals			
Print	215	90	-58.14%
Online	7,320	31,224**	
Electronic Databases	91	82	-9.89%
Articles available via Electronic Reserve	611	640	4.75%
Library Hours per week	65	65	
Patron Count	348,032	357,660	2.77%

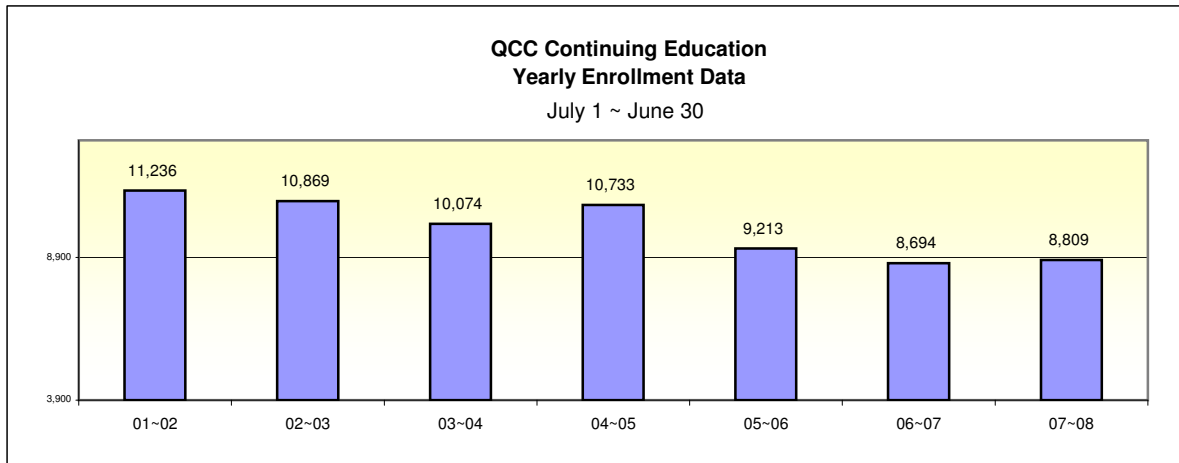
* Library is weeding out old books in preparation for remodeling. An accurate figure will not be available until the project is completed.

** Unique titles. Last year titles offered in each database were counted even if the same title was covered by more than one database.

The library is in the middle of a project to repurpose space to create an environment more supportive of collaborative learning.



* CUNY Libraries now offer both students and faculty the opportunity to request books from other CUNY Libraries via computer. This service was initiated in October 2006. The drop in the patron count is attributed to two things: increased availability of library resources online and loss of library space, especially the temporary loss of a silent study area.



Enrollment by Type of Course	05~'06	06~'07	07~'08
Fitness and Recreation (sports, athletics, fitness)	29%	18%	19%
Kids College (math, writing, test prep, Chinese Academy)	26%	26%	23%
Leisure and Lifestyle (arts, music, history, literature)	6%	6%	9%
Adult Enrichment (language, GED, ESL, computers)	23%	33%	32%
Professional Development/Certification (certificate, workforce, licensing programs)	17%	17%	17%

While enrollment in FY '08 vs. FY '07 increased only slightly by 1.3%, it did represent a halt to a three-year downturn. This advancement was due to a combination of new strategies in marketing, in new program development and in additions and deletions to administrative staff. Department leadership changed in mid 2007, and searches were begun for new Kids College Coordinator, ESL/GED Coordinator, Chinese Academy Coordinator, and a Children's Music Program Coordinator. There are approximately 125 continuing education instructors and 9 program coordinators.

The Kids College suffered losses while it was undergoing a search for new leadership, which was somewhat offset by the continued expansion of the Chinese Academy and the introduction of Game Builders Academy's Video Game Design and Development programs.

The leisure/ lifestyle and fitness and recreation programs were enlarged to target adults aged 50 and above in the form of the 50+ Club. This brought in over 300 enrollments in the first spring term in classes in the arts, mind and body fitness, dance, history and literature.

Adult Enrichment classes in foreign language and computers reflected losses while GED and ESL enrollments increased slightly as a result of new marketing and enhanced programming.

The core Professional Development and Certificate programs in Accounting, Bookkeeping, Medical Office Billing, Interior Design and Paralegal continued to attract new students while programs such as Real Estate Sales and Broker took downturns in line with economic conditions.